




VBS-Busbar system

Rails



Technical data

Rail	copper (oxygen free)
Insulation strip	plastic (°C) heat resistant (> 96) self extinguishing V - O
Dielectric strength	(kV/mm) to DIN 53481/1.2 (36)
Short-circuit resistance	(kA) 25 (100A fuse)
Climate proofing	to IEC 68-2
Creepage resistance/tracking index	to IEC 112
Insulation group to BS EN 60439-1	(V) group C, 400

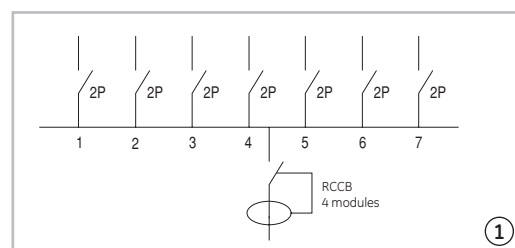
Load values in A (Ith)

Connection	Polarity			
	side		middle	
Section (mm ²)	Ith (A)	K (mm ²)	Ith (A)	K (mm ²)
10 isolated	80	10	100	25
12 non isolated	90	16	110	35
16 non isolated	110	25	130	35
24 non isolated	160	25	180	2x25
36 non isolated	200	35	220	2x35




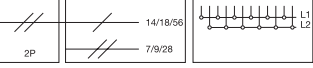

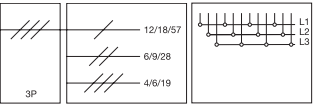

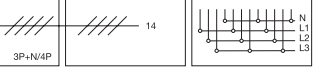
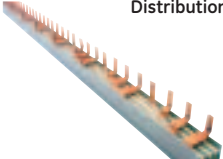

Connection	Polarity			
	side		middle	
Section (mm ²)	Ith (A)	K (mm ²)	Ith (A)	K (mm ²)
10 isolated	80	16	100	25
16 isolated	120	25	130	35

K = section of the connection wire

n = 2P, 1P + N, 3P, 3P + N, 4P



Insulated pin type busbar, with circuit indicator

			Ref. No.	Pack.
<p>Supply: 1P Distribution: 1P MCB's</p>  	10 mm ²	12 x 1P	546255	25
	10 mm ²	56 x 1P	624991	10
	16 mm ²	56 x 1P	544193	10
<p>Supply: 2P or 1P + N Distribution: 1P or 2P MCB's RCCB's 2P</p>  	10 mm ²	14 x 1P or 7 x 2P	544186	25
	10 mm ²	18 x 1P or 9 x 2P	624805	25
	10 mm ²	56 x 1P or 28 x 2P	624806	20
	16 mm ²	56 x 1P or 28 x 2P	546139	20
<p>Supply: 3P Distribution: 1P - 2P - 3P MCB's</p>  	10 mm ²	12 x 1P or 6 x 2P or 4 x 3P	546278	25
	10 mm ²	18 x 1P or 9 x 2P or 6 x 3P	544181	25
	10 mm ²	57 x 1P or 28 x 2P or 19 x 3P	546142	20
	16 mm ²	57 x 1P or 28 x 2P or 19 x 3P	546143	20
<p>Supply: 3P + N Distribution: 3P + N / 4P MCB's RCCB's 4P</p>  	10 mm ²	14 x 3P + N or 4P	624807	15
	16 mm ²	14 x 3P + N or 4P	546130	15
<p>Supply: 3P + N Distribution: 2P MCB's RCCB's 2P</p>  	10 mm ²	27 x 2P	624995	15
	16 mm ²	27 x 2P	624996	15
	10 mm ²	Connection between MCB or RCCB 4 modules and 7 x 2P MCB's (see drawing ① and photo ① on page E.2)	624992	25

More technical data ● website
Dimensions ● pg E.10



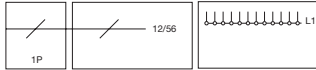
VBS-Busbar system

- A
- B
- C
- D

- E
- F
- G
- X

Insulated fork type busbar, with circuit indicator

Supply: 1P
Distribution: 1P MCB's





10 mm ²	12 x 1P
10 mm ²	56 x 1P
16 mm ²	56 x 1P

Ref. No. Pack.

546249	25
546187	10
544188	10


Supply: 2P or 1P + N
Distribution: 1P or 2P MCB's
RCCB's 2P



10 mm ²	14 x 1P or 7 x 2P
10 mm ²	18 x 1P or 9 x 2P
10 mm ²	56 x 1P or 28 x 2P
16 mm ²	56 x 1P or 28 x 2P

644834	25
644835	25
544191	20
546227	20

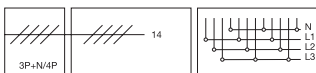

Supply: 3P
Distribution: 1P - 2P - 3P MCB's



10 mm ²	12 x 1P or 6 x 2P or 4 x 3P
10 mm ²	18 x 1P or 9 x 2P or 6 x 3P
10 mm ²	57 x 1P or 28 x 2P or 19 x 3P
16 mm ²	57 x 1P or 28 x 2P or 19 x 3P

546272	25
544173	25
546229	20
546230	20


Supply: 3P + N
Distribution: 3P + N / 4P MCB's
RCCB's 4P



10 mm ²	14 x 3P + N or 4P
16 mm ²	14 x 3P + N or 4P

644852	15
546234	15

Supply: 3P + N
Distribution: 2P MCB's
RCCB's 2P



10 mm ²	27 x 2P
16 mm ²	27 x 2P

624791	15
544192	15

Busbars

A

B

C

D

E



F

G





X



Insulated busbars

			Ref. No.	Pack.
	Pin	10 mm ² 36 x 1,5P	546152	50
		16 mm ² S3.1+HI39.130	546128	20
		16 mm ² S2+HI.22.130	546126	20
	Fork	16 mm ² G.1+HI.37.130/90°	544189	50
		16 mm ² GM.3.36.130-Do	546127	20
		16 mm ² GM.2.46.130+HI9	546125	20
		16 mm ² GM.3.48.130+HI9	546129	20
		16 mm ² GM.4.48.130/Hi	646083	15

Accessories

			Ref. No.	Pack.
	End cap	10mm ² /16mm ² for 1P busbars	644891	10
		10 mm ² for 2P busbars	546181	10
		10 mm ² for 3P busbars	546200	10
		16 mm ² for 2P and 3P busbars	546184	10
		10 and 16 mm ² for 4P busbars	629867	10
	Insulating strip	Insulating strip for forks or pins, length 1 m	624992	10
	Connector clamps	25 mm ² Axial, 25 mm ² pin type, insulated	546288	
		25 mm ² Axial, 25 mm ² fork type, insulated	546287	
	Pin/fork insulation clamps	Yellow (RAL 1004) EV-BS	546291	10x5

More technical data ● website
 Dimensions ● pg E.10



A

B

C

D

E

F

G

X