



## Metal enclosures Surface mounting

### Fix-o-Rail Senior

□ IP41

#### Features

- **Secure: total insulation** □  
Double wall: a steel outer wall plus an inner insulated extruded wall
- Protection degree: IP41-IPK08
- Universal: for DIN-rail equipment up to 92.5 mm
- Installation friendly: ample wiring room and a removable mounting frame
- Flexible cable entries, integrated in the base

#### Components

The Fix-o-Rail Senior enclosure includes:

- base in RAL 9002
- mounting frame
- labels for circuit indication
- coverplates
- a transparent or grey door in RAL 9002
- closed by handle without lock
- padlocking option



#### Approvals / Marking



#### Applications





As an elegant insulated enclosure in:

- restaurants and hotels
- workshops
- hospitals
- shopping centers
- offices
- commercial buildings
- leisure and sport locations


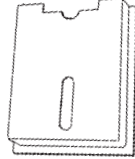




#### Fix-o-Rail Senior

	H x W x D (mm)	Number of modules	Number of rows	Ref. No.	Pack.	
	Plain door	650 x 300 x 210	48	4	610239	1
		800 x 300 x 210	60	5	610248	1
		650 x 550 x 210	96	4	610240	1
		800 x 550 x 210	120	5	610249	1
		950 x 550 x 210	144	6	610257	1
	New	1100 x 550 x 210	168	7	610241	1
		1250 x 550 x 210	192	8	610242	1
		1100 x 800 x 210	252	7	610243	1
		1250 x 800 x 210	288	8	610244	1
			Transparent door	650 x 300 x 210	48	4
800 x 300 x 210	60			5	610330	1
650 x 550 x 210	96			4	610329	1
800 x 550 x 210	120			5	610331	1
950 x 550 x 210	144			6	610332	1

Dimensions ● pg F.57

## Accessories

	<p><b>4 pole terminals</b></p> <table border="1"> <tr> <td>610022</td> <td>18</td> </tr> </table> <p>63A Connection range 4 x (10 x 16 mm<sup>2</sup>) Cu section 6,5 x 9 mm</p>	610022	18	<p><b>Standard plates</b></p> <table border="1"> <tr> <td>815094</td> <td>1</td> </tr> </table>	815094	1									
610022	18														
815094	1														
	<table border="1"> <tr> <td>617992</td> <td>5</td> </tr> </table> <p>160 A with cover 4x (1 x 10 to 50 mm<sup>2</sup> incoming + 3 x 6 to 35 mm<sup>2</sup> + 8 x 2.5 to 16 mm<sup>2</sup> outgoing) Cu section 12 x 10 mm</p>	617992	5	<p><b>Pre-drilled plates</b></p> <table border="1"> <tr> <td>815093</td> <td>5</td> </tr> <tr> <td>815092</td> <td>5</td> </tr> </table> <p>17 x PG13.5 1 x PG21 - PG48 / 2 x PG13.5 2 x PG29 / 4 x PG13.5</p>	815093	5	815092	5							
617992	5														
815093	5														
815092	5														
	<table border="1"> <tr> <td>610020</td> <td>1</td> </tr> </table> <p>160A connection range 4 x (10 x 10mm<sup>2</sup>) Cu section 12 x 5 mm</p>	610020	1	<p><b>Label for circuit indication</b></p> <table border="1"> <tr> <td>610232</td> <td>10</td> </tr> <tr> <td>610233</td> <td>10</td> </tr> <tr> <td>610238</td> <td>10</td> </tr> </table> <p>For enclosure width 300 mm For enclosure width 550 mm For enclosure width 800 mm</p>	610232	10	610233	10	610238	10					
610020	1														
610232	10														
610233	10														
610238	10														
	<p><b>Protective shroud</b></p> <table border="1"> <tr> <td>610021</td> <td>1</td> </tr> </table> <p>For 160A terminal (ref. 610020)</p>	610021	1	<p><b>Pocket for drawings</b></p> <table border="1"> <tr> <td>832000</td> <td>1</td> </tr> </table> <p>Self adhesive To be fitted on the innerside of the door W x H = 155 x 225</p>	832000	1									
610021	1														
832000	1														
	<p><b>Earth bar</b></p> <table border="1"> <tr> <td>828152</td> <td>1</td> </tr> <tr> <td>828153</td> <td>1</td> </tr> <tr> <td>828149</td> <td>1</td> </tr> </table> <p>For enclosure width 300 mm - length 190mm For enclosure width 550 mm - length 437mm For enclosure width 800 mm - length 684mm</p>	828152	1	828153	1	828149	1	<p><b>Non standard lock</b></p> <table border="1"> <tr> <td>487/089000-016</td> <td>815105</td> <td>1</td> </tr> </table> <p>Adaptor kit</p> <p style="text-align: center;"><b>+</b></p> <table border="1"> <tr> <td>451/070152-061</td> <td>811327</td> <td>1</td> </tr> </table> <p>Insert 3 mm double bit key</p>	487/089000-016	815105	1	451/070152-061	811327	1	<p>The standard handle can be replaced by adaptor kit + insert or handle</p>
828152	1														
828153	1														
828149	1														
487/089000-016	815105	1													
451/070152-061	811327	1													
	<p><b>Cover strip</b></p> <table border="1"> <tr> <td>828056</td> <td>1</td> </tr> </table> <p>For cut out of 45 mm</p>	828056	1	<table border="1"> <tr> <td>451/070152-051</td> <td>811326</td> <td>1</td> </tr> </table> <p>Insert 8 mm triangle key</p>	451/070152-051	811326	1								
828056	1														
451/070152-051	811326	1													
<p><b>Adaptor kit = A + B + C</b></p> 	<table border="1"> <tr> <td>451/070152-041</td> <td>811325</td> <td>1</td> </tr> </table> <p>Insert 8 mm square key</p>	451/070152-041	811325	1	<table border="1"> <tr> <td>451/070158-011</td> <td>811331</td> <td>1</td> </tr> </table> <p>Cylinder with 2 keys V2432-E</p>	451/070158-011	811331	1							
	451/070152-041	811325	1												
	451/070158-011	811331	1												
<table border="1"> <tr> <td>485/087000-014</td> <td>813146</td> <td>1</td> </tr> </table> <p>Neutral handle</p>	485/087000-014	813146	1	<table border="1"> <tr> <td>485/087000-023</td> <td>813156</td> <td>1</td> </tr> </table> <p>Handle with key V2432-E</p>	485/087000-023	813156	1								
485/087000-014	813146	1													
485/087000-023	813156	1													