



Insulated enclosures Surface mounting

Fix-o-Rail 55

IP55

Approvals / Marking



Standards

EN 60439-3

Applications



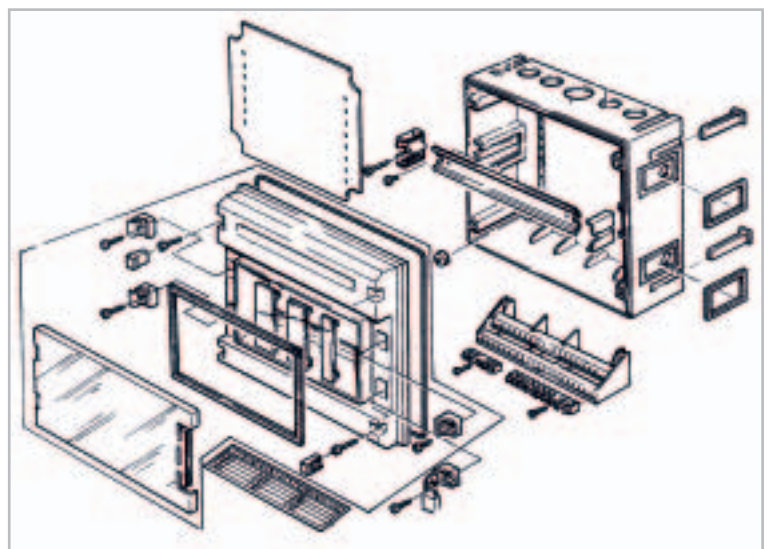
The Fix-o-Rail 55 enclosures are designed for power distribution in environments requiring a high protection degree.

Components

- Rigid base and protection cover, colour RAL 7035
- Transparent door
- DIN-rails, the centre distance between two DIN-rail is 125 mm
- Labeling facilities
- With earth bar for the 12, 24 & 36 modules







Features

- Total insulation \square
- Protection degree IP55-IK07
- Can be coupled
- Transparent door
- Adjustable DIN-rails, according the height of the DIN equipment
- For equipment up to 92.5 mm
- Padlocking option
- The transparent door can be opened to the left and the right
- Base:
 - ABS for the 3 up to 8 modules
 - Polystyreen for the 12 up to 36 modules
- Flame resistance: self extinguishing material, resist the 650°C
- Polycarbonate for the transparent door
- Halogene free






Dimensions ● pg F.56

Fix-o-Rail 55

	H x W x D (mm)	Equipment	Number of modules	Number of rows	Ref. No.	Pack.
	175 x 83 x 106	Without earth bar	3	1	600573	12
	175 x 125 x 114	Without earth bar	5	1	600574	20
	175 x 215 x 114	Without earth bar	8	1	600575	12
	250 x 285 x 136	Earth bar, connection range: 2x16 mm ² and 6x10 mm ²	12	1	610316	1
	375 x 285 x 136	Earth bar, connection range: 2x16 mm ² and 8x16 mm ²	24	2	610317	1
	500 x 285 x 136	Earth bar, connection range: 2x16 mm ² and 12x16 mm ²	36	3	610318	1

Accessories

	Terminal Additional busbar for earth and neutral connections	
	Cable section: 2 x 16 mm ² and 6 x 6 mm ²	
	Coupling set To couple two enclosures in a simple way	