

Low Voltage Triangular Cabinet Downlight

R3011 triangular cabinet downlight

Please read instructions before commencing installation and retain for future reference.



Specification:

12V 20W cabinet light in triangular surround suitable for surface or recessed mounting, with G4 lampholder

Protection against electric shock: Class III (Safety extra low voltage)

Lamp type: 12V G4 capsule max. 20W
Dimensions: Width 125mm, overall length 120mm, depth 40mm
Temperature range: -20°C < ta < 40°C
Supply: 12V (from safety extra low voltage transformer)

Minimum distance from illuminated object is 0.2m

Warning! To prevent overheating, the fitting or its transformer must not be covered by thermal insulation

Complies with EN60598 (BS4533)

Installation:

!Electrical products can cause death or injury, or damage to property. This product must be installed only by a competent electrician.

- 1 Ensure mains supply is switched off
- 2 Remove lamphead from triangular surround
- 3 Fix surround to surface with screw through mounting tab
- 4 Connect transformer output to lamp holder leads
- 5 Push lamphead into place in triangular surround

Note: for recessed installation, make 55 mm cutout in mounting surface and push in lamp head, discarding triangular surround.

- 6 Lamp installation and replacement:

Switch off mains: slide flat bladed screwdriver between glass and retaining ring and gently lever out ring. Take care not to let glass fall. Ensure lamp covers are replaced after the new lamp is inserted. Hold the lamp with tissue paper in order to avoid touching the glass of the lamp with bare hand. Wipe off any fingerprint from the glass immediately.

Information for the Product user

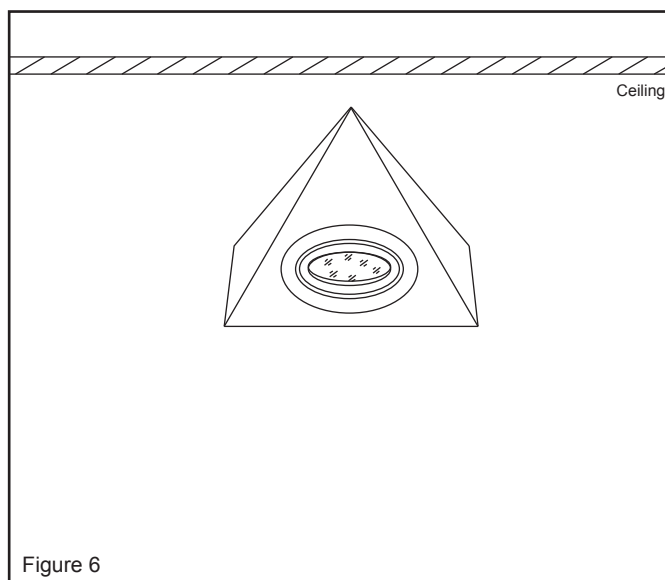
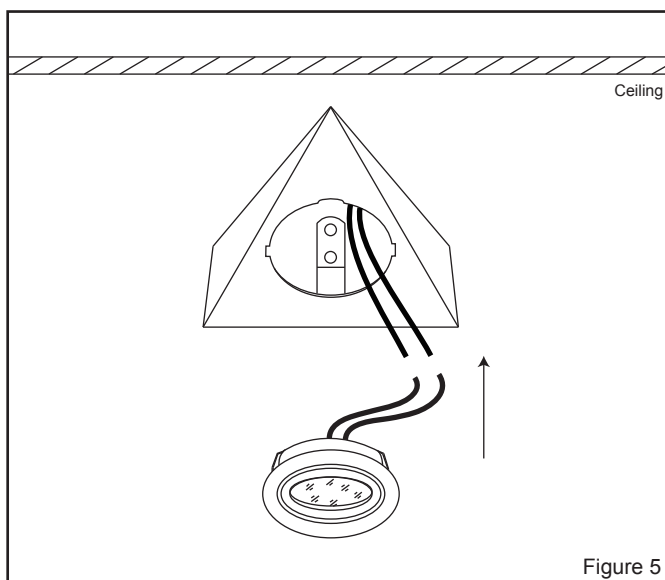
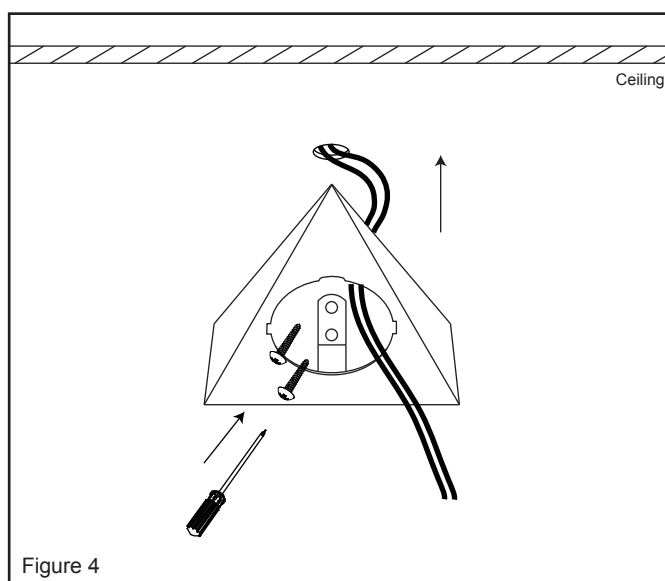
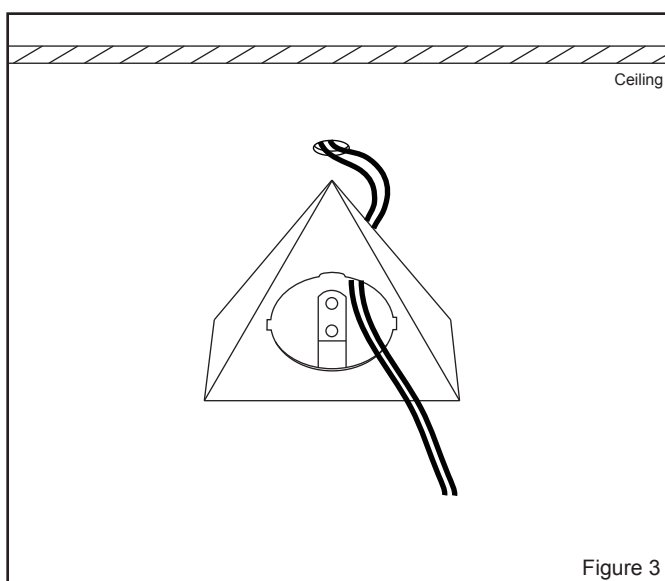
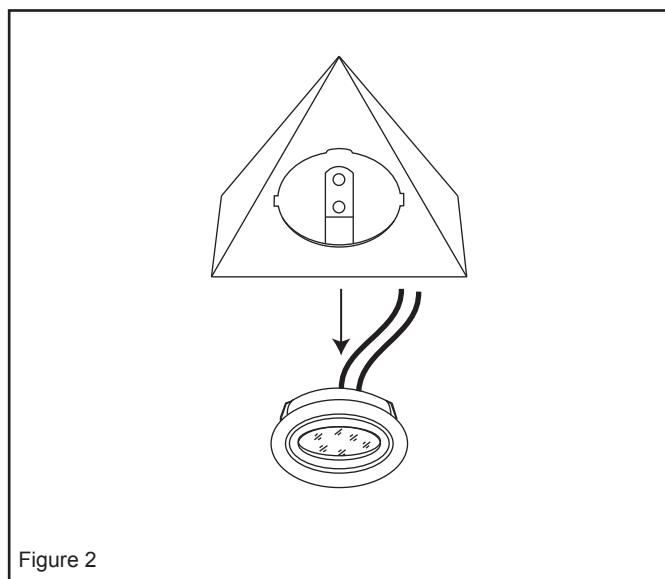
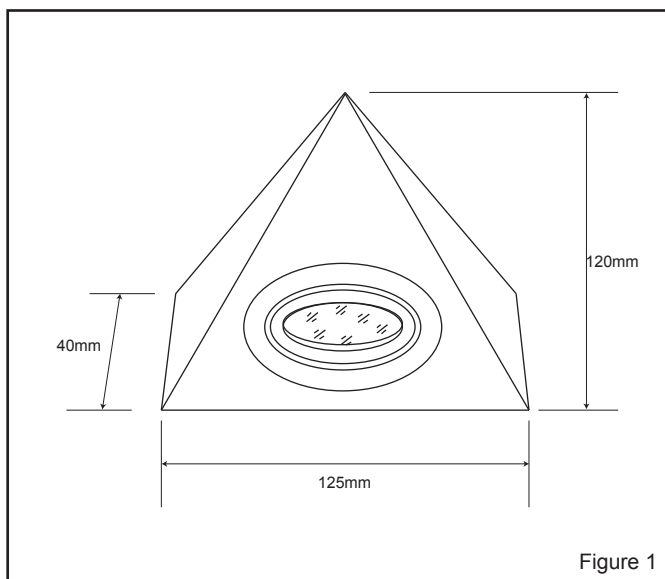
1. Please note the requirement to dispose of Waste Electrical & Electronic Equipment separately from household waste (WEEE marked with crossed out wheelie bin symbol).
2. Please consider your role in contributing to re-use and recycling by returning this product at end of life to a collection centre for waste electrical equipment or a Civic Amenity site, or to a retail outlet from which you are purchasing a replacement.
3. This equipment may contain substances that are hazardous to health and the environment if disposed of carelessly. It is important that it is separated from normal household waste and recycled in the WEEE chain
4. The "crossed out wheelie bin symbol" on a product indicates this equipment must not be disposed of in normal household waste, but should be disposed of according to local WEEE regulations

The Installation must be carried out by an electrician

LED Group
Western Retail Park
Nangor Road
Dublin 12
Ireland

Tel: +353 1 7099000
Fax: +353 1 7099060
Email: info@led.ie
Website: www.led.ie





The Installation must be carried out by an electrician