

# PHOENIX LED

LEDs behind a slim opal diffuser, mounted on a traditional batten body. Available in 4', 5' and 6', standard and high-output - a direct replacement for traditional single and twin battens.



CONSTRUCTION DETAIL.  
LED's ON MCPCB WITH  
OPAL DIFFUSER



### APPLICATIONS

- Garages & workshops
- Store rooms
- Corridors & circulation areas
- Non-emergency versions rated from -25°C - +25°C

### CONSTRUCTION

- Conventional batten width steel body
- White gloss powder coated finish
- Opal polycarbonate LED diffuser

### TECHNICAL DETAILS

- LEDs on metal-core PCB
- CRI >80
- CCT 5000K
- Up to 123 luminaire lumens/circuit watt
- ENEC approved low-flicker driver

### DIRECT BATTEN REPLACEMENT

Standard LED batten replaces single lamp batten

**30W, 40W, 50W LED**  
replaces **1X36W, 1X58W, 1X70W T8**

HO LED batten replaces twin lamp batten  
**55W, 65W, 75W LED** replaces **2x36W, 2x58W, 2x70W T8.**

### OPTIONS

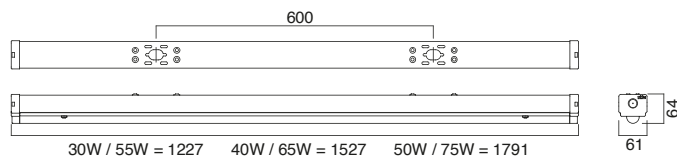
**SIZE** Standard and high-output versions available in 3 sizes:

- **4'**, 30W, 3,660 lm, 120 l.lm/c.W
- **4'**, 55W, 6,450 lm, 117 l.lm/c.W
- **5'**, 40W, 4,685 lm, 118 l.lm/c.W
- **5'**, 65W, 7,840 lm, 120 l.lm.c.W
- **6'**, 50W, 6,210 lm, 123 l.lm/c.W
- **6'**, 75W, 9,080 lm, 123 l.lm/c.W

**EMERGENCY** Maintained 3 hours available on all variants. Add suffix M3.

**DIMMING** Add suffix DA, SD or CF as required.

**ATTACHMENTS** Full range available. See opposite.



ORDER CODE	DESCRIPTION
NPH30/LED/850	PHOENIX LED 30W 4' COL850
NPH55/LED/850	PHOENIX LED 55W 4' HIGH OUTPUT COL850
NPH40/LED/850	PHOENIX LED 40W 5' COL850
NPH65/LED/850	PHOENIX LED 65W 5' HIGH OUTPUT COL850
NPH50/LED/850	PHOENIX LED 50W 6' COL850
NPH75/LED/850	PHOENIX LED 75W 6' HIGH OUTPUT COL850



# PHOENIX LED ATTACHMENTS

## CONTROLLER

Made from polycarbonate, the controller is shatter proof and virtually indestructible. The smooth exterior gives an easily cleaned surface while the ribbed interior gives an attractive appearance and good glare control. Supplied complete with the necessary support clips.

ORDER CODE	DESCRIPTION
NPH/CNTR/LED/30	PHOENIX CONTROLLER LED 30/55W 4'
NPH/CNTR/LED/40	PHOENIX CONTROLLER LED 40/65W 5'
NPH/CNTR/LED/50	PHOENIX CONTROLLER LED 50/75W 6'
NPH/CNTR/CLIP/PK4	PHOENIX CONTROLLER LED SUPPORT CLIP (PACK OF 4)

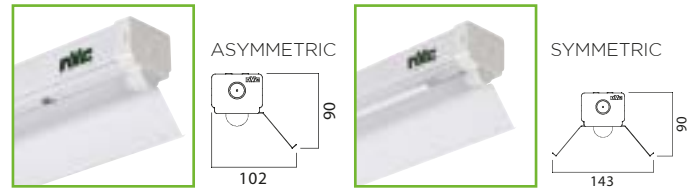


## STEEL REFLECTOR

Made from steel with white gloss powder coated finish. Order as required to create a symmetric or an asymmetric distribution:

- When fitted singly, these will give an asymmetric light distribution.
- When fitted as a pair, these will give a symmetric distribution.

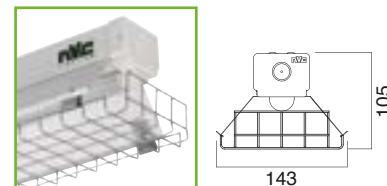
ORDER CODE	DESCRIPTION
NPH/REFL/LED/30/ST	PHOENIX REFLECTOR STEEL LED 30/55W 4' (1-SIDE)
NPH/REFL/LED/40/ST	PHOENIX REFLECTOR STEEL LED 40/65W 5' (1-SIDE)
NPH/REFL/LED/50/ST	PHOENIX REFLECTOR STEEL LED 50/75W 6' (1-SIDE)



## WIRE GUARD

Made from zinc coated steel mesh. Each wire guard attaches to a pair of steel reflectors with the fixing kit supplied.

ORDER CODE	DESCRIPTION
NPH/WG/LED/30	PHOENIX WIRE GUARD LED 30/55W 4'
NPH/WG/LED/40	PHOENIX WIRE GUARD LED 40/65W 5'
NPH/WG/LED/50	PHOENIX WIRE GUARD LED 50/75W 6'



## ALUMINIUM REFLECTOR

Made from aluminium with a polished (specular) finish. Ideal for warehouses with racking aisles and other applications where maximum efficiency is required. Order as required to create a symmetric or an asymmetric distribution:

- When fitted singly, these will give an asymmetric light distribution.
- When fitted as a pair, these will give a symmetric distribution.

ORDER CODE	DESCRIPTION
NPH/REFL/LED/30/AL	PHOENIX REFLECTOR ALU LED 30/55W 4' (1-SIDE)
NPH/REFL/LED/40/AL	PHOENIX REFLECTOR ALU LED 40/65W 5' (1-SIDE)
NPH/REFL/LED/50/AL	PHOENIX REFLECTOR ALU LED 50/75W 6' (1-SIDE)

